
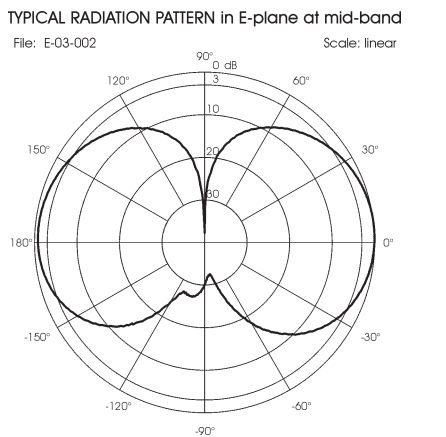
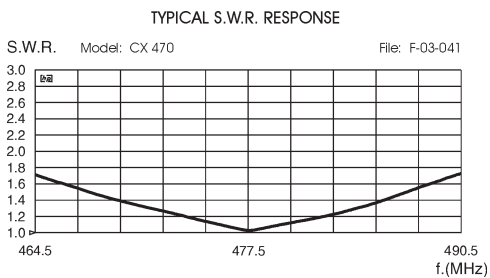
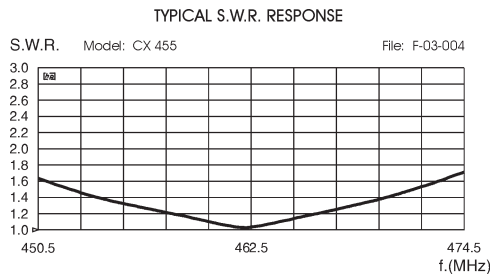
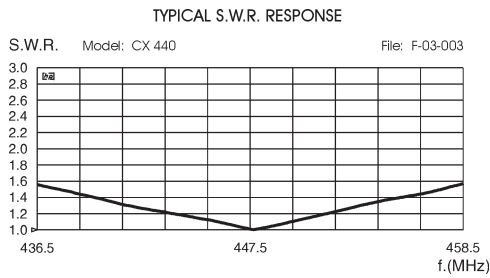
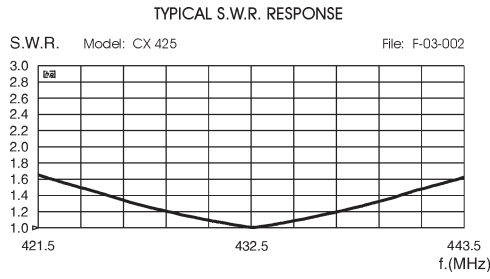
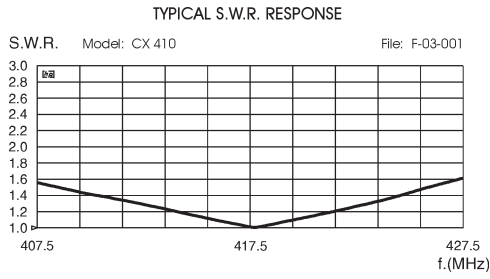
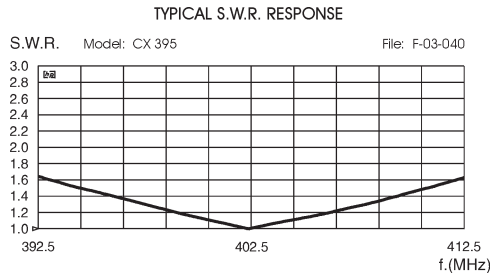
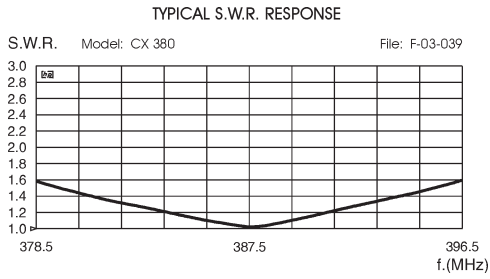


CX 70cm series

UHF Base Station Antennas 380...485 MHz



Installation Manual

DESCRIPTION

3/4 λ UHF antennas for base station service made of hi-quality materials to get the maximum efficiency and the best performance. It is completely manufactured with aluminium tubes and nylon for its great robustness and it is supplied with a solid steel bracket for an easy and safe installation everywhere. Its Gamma Match feed makes it earthed for a perfect protection against the discharges. In the mentioned range of frequencies, no adjustments are required. Simple and strong it is particularly recommended for a professional use.

SPECIFICATIONS

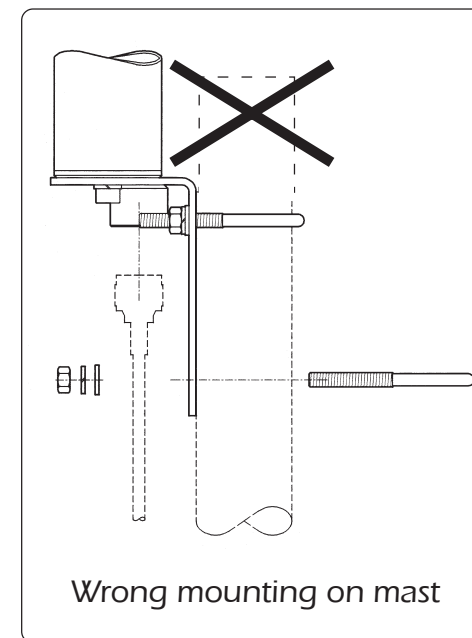
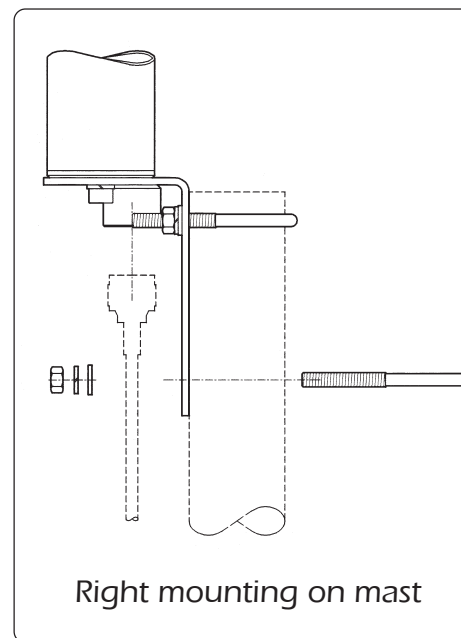
Electrical Data

Type	: 3/4 λ Coax. J-Pole
Frequency Range @ SWR \leq 1.5	: CX 380 380 - 395 MHz
	: CX 395 395 - 410 MHz
	: CX 410 410 - 425 MHz
	: CX 425 425 - 440 MHz
	: CX 440 440 - 455 MHz
	: CX 455 455 - 470 MHz
	: CX 470 470 - 485 MHz
Impedance	: 50 Ω Unbalanced
Radiation (H-Plane)	: 360° Omnidirectional
Radiation (E-Plane)	: Beamwidth at -3 dB = 60°
Polarization	: Vertical
Gain	: 2 dBd - 4.15 dBi
Bandwidth @ SWR 2.0	: CX 380 \geq 26.7 MHz, CX 395 \geq 28.7 MHz
	: CX 410 \geq 30.8 MHz, CX 524 \geq 30.7 MHz
	: CX 440 \geq 33.5 MHz, CX 455 \geq 32 MHz
	: CX 470 \geq 34.6 MHz
SWR @ res. freq.	: \leq 1.2
Max Power	: 200 Watts
Feed System / Position	: Gamma Match / Base
Connector	: N-Female

Mechanical Data

Materials	: Nylon, Brass, Steel, Aluminium
Wind Load / Resistance	: 25 N at 150 Km/h / 180 Km/h
Wind Surface	: 0.02 m ²
Height (approx.)	: from 558 mm to 665 mm
Weight (approx.)	: 450 gr
Mounting Mast	: \varnothing 35-42 mm

MOUNTING INSTRUCTIONS



HARDWARE PARTS LIST

Qty	Descriptions
n.2	U-bolts
n.4	M6 flat washer
n.4	M6 lock washer
n.4	M6 hex nut